


BASKET TRAY SYSTEM
WITH PREFAB FITTINGS

QuickTurn™



Thomas&Betts
A Member of the ABB Group

Cut Time, Not CornersSM with QuickTurn Prefab Fittings

QuickTurn prefab fittings save you time and money.

Cutting fittings for basket tray installation is labor-intensive and time-consuming. That's why, in addition to straight sections, T&B's QuickTurn basket tray system features a full array of factory-made fittings for turns, T's and elevation changes to create a 100% NEC[®] compliant cable tray system. The QuickTurn system eliminates on-site fabrication and bonding worries, enabling you to install fittings up to 80% faster. And that can make it easier for you to turn a profit.

- Reduces installation time by eliminating the need for cutting or bending
- Ideal for commercial and industrial cable tray applications
- Rugged steel construction with powder coat or hot-dip galvanized finish
- Also available in Type 304 and 316 stainless steel
- Features built-in UL bonding and splicing
- NEC compliant with no bonding jumpers required
- UL[®] Classified
- Made in the U.S.A.

Fittings made simple.

QuickTurn factory-made straight sections and fittings make installation and cable running easier.

- One-tool installation — simplifies the entire process
- A fitting for every need — streamlines work flow and materials handling
- No cutting — eliminates waste
- Low-resistance corner plates — speed cable pulling

Safety built right in.

QuickTurn's integrated bonding loops ensure proper bonding connections every time. No secondary cables, lugs or straps to fool with.

With QuickTurn's prefabricated fittings, safety-conscious contractors can eliminate the dangerous, often sharp wire ends that result from on-site fabrication, minimizing injury risk to workers.



Durability inside and out.

QuickTurn is made in America. Its high-strength steel basket design provides structural integrity, and its special post-fabrication powder coat protects all welds from the elements. That makes QuickTurn a great choice for demanding locations. It's available in five different colors, too, to accommodate a wide range of color schemes and architectural applications. It can also be painted to match the surrounding surfaces and is available with hot-dip galvanized finish instead of powder coat or in stainless steel.

Need zinc-free components for your high-tech application? We can handle that too. Just ask!

A turn for the better.

Where do you want to go? QuickTurn can take you there, providing a higher level of versatility and control. Choose from a wide variety of configurations, sizes, colors and accessories, all backed by the support and service of Thomas & Betts. Whether you have a question about installation or simply need extra connecting hardware, we are ready to help.


QuickTurn Standard Basket Tray System

UL® Classified and Designed for Standard Commercial and Industrial Cable Management and Support.


- 3/16" wire diameter in 2" x 4" grid pattern
- Widths of 2", 4", 6", 8", 12", 18", 24" or 36"
- Depths of 2", 4" or 6"
- Lengths of 1', 2', 5', 8' or 10' (10' is standard)
- Fittings include T's, X's, L's, elevation changes, 30° and 45° turns and reducers
- Can be ordered with solid bottom plates (see page 4) or dividers (see page 5) factory-installed with no additional charge for installation
- Straight sections and fittings ship with all connecting hardware included
- See page 6 for load/fill capacity and weight charts



T Fitting



45° Fitting



X Fitting



Elevation Change

TB-0520 Series Straight Sections and TB-0525 Series Fittings



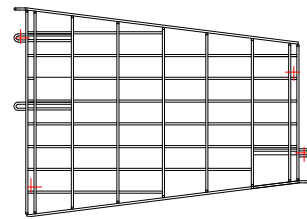

DIMENSIONS	STRAIGHT SECTION 10'L STD.*	30° FITTING	45° FITTING	ELEVATION CHANGE	L FITTING	T FITTING	X FITTING
2"W x 2"H	TB-0520-02-2-10-__	TB-0525-02-2-30-__	TB-0525-02-2-45-__	TB-0525-02-2-EC-__	TB-0525-02-2-L-__	TB-0525-02-2-T-__	TB-0525-02-2-X-__
4"W x 2"H	TB-0520-04-2-10-__	TB-0525-04-2-30-__	TB-0525-04-2-45-__	TB-0525-04-2-EC-__	TB-0525-04-2-L-__	TB-0525-04-2-T-__	TB-0525-04-2-X-__
6"W x 2"H	TB-0520-06-2-10-__	TB-0525-06-2-30-__	TB-0525-06-2-45-__	TB-0525-06-2-EC-__	TB-0525-06-2-L-__	TB-0525-06-2-T-__	TB-0525-06-2-X-__
8"W x 2"H	TB-0520-08-2-10-__	TB-0525-08-2-30-__	TB-0525-08-2-45-__	TB-0525-08-2-EC-__	TB-0525-08-2-L-__	TB-0525-08-2-T-__	TB-0525-08-2-X-__
12"W x 2"H	TB-0520-12-2-10-__	TB-0525-12-2-30-__	TB-0525-12-2-45-__	TB-0525-12-2-EC-__	TB-0525-12-2-L-__	TB-0525-12-2-T-__	TB-0525-12-2-X-__
18"W x 2"H	TB-0520-18-2-10-__	TB-0525-18-2-30-__	TB-0525-18-2-45-__	TB-0525-18-2-EC-__	TB-0525-18-2-L-__	TB-0525-18-2-T-__	TB-0525-18-2-X-__
24"W x 2"H	TB-0520-24-2-10-__	TB-0525-24-2-30-__	TB-0525-24-2-45-__	TB-0525-24-2-EC-__	TB-0525-24-2-L-__	TB-0525-24-2-T-__	TB-0525-24-2-X-__
36"W x 2"H	TB-0520-36-2-10-__	TB-0525-36-2-30-__	TB-0525-36-2-45-__	TB-0525-36-2-EC-__	TB-0525-36-2-L-__	TB-0525-36-2-T-__	TB-0525-36-2-X-__
4"W x 2"H	TB-0520-04-4-10-__	TB-0525-04-4-30-__	TB-0525-04-4-45-__	TB-0525-04-4-EC-__	TB-0525-04-4-L-__	TB-0525-04-4-T-__	TB-0525-04-4-X-__
6"W x 4"H	TB-0520-06-4-10-__	TB-0525-06-4-30-__	TB-0525-06-4-45-__	TB-0525-06-4-EC-__	TB-0525-06-4-L-__	TB-0525-06-4-T-__	TB-0525-06-4-X-__
8"W x 4"H	TB-0520-08-4-10-__	TB-0525-08-4-30-__	TB-0525-08-4-45-__	TB-0525-08-4-EC-__	TB-0525-08-4-L-__	TB-0525-08-4-T-__	TB-0525-08-4-X-__
12"W x 4"H	TB-0520-12-4-10-__	TB-0525-12-4-30-__	TB-0525-12-4-45-__	TB-0525-12-4-EC-__	TB-0525-12-4-L-__	TB-0525-12-4-T-__	TB-0525-12-4-X-__
18"W x 4"H	TB-0520-18-4-10-__	TB-0525-18-4-30-__	TB-0525-18-4-45-__	TB-0525-18-4-EC-__	TB-0525-18-4-L-__	TB-0525-18-4-T-__	TB-0525-18-4-X-__
24"W x 4"H	TB-0520-24-4-10-__	TB-0525-24-4-30-__	TB-0525-24-4-45-__	TB-0525-24-4-EC-__	TB-0525-24-4-L-__	TB-0525-24-4-T-__	TB-0525-24-4-X-__
36"W x 4"H	TB-0520-36-4-10-__	TB-0525-36-4-30-__	TB-0525-36-4-45-__	TB-0525-36-4-EC-__	TB-0525-36-4-L-__	TB-0525-36-4-T-__	TB-0525-36-4-X-__
6"W x 6"H	TB-0520-06-6-10-__	TB-0525-06-6-30-__	TB-0525-06-6-45-__	TB-0525-06-6-EC-__	TB-0525-06-6-L-__	TB-0525-06-6-T-__	TB-0525-06-6-X-__
8"W x 6"H	TB-0520-08-6-10-__	TB-0525-08-6-30-__	TB-0525-08-6-45-__	TB-0525-08-6-EC-__	TB-0525-08-6-L-__	TB-0525-08-6-T-__	TB-0525-08-6-X-__
12"W x 6"H	TB-0520-12-6-10-__	TB-0525-12-6-30-__	TB-0525-12-6-45-__	TB-0525-12-6-EC-__	TB-0525-12-6-L-__	TB-0525-12-6-T-__	TB-0525-12-6-X-__
18"W x 6"H	TB-0520-18-6-10-__	TB-0525-18-6-30-__	TB-0525-18-6-45-__	TB-0525-18-6-EC-__	TB-0525-18-6-L-__	TB-0525-18-6-T-__	TB-0525-18-6-X-__
24"W x 6"H	TB-0520-24-6-10-__	TB-0525-24-6-30-__	TB-0525-24-6-45-__	TB-0525-24-6-EC-__	TB-0525-24-6-L-__	TB-0525-24-6-T-__	TB-0525-24-6-X-__
36"W x 6"H	TB-0520-36-6-10-__	TB-0525-36-6-30-__	TB-0525-36-6-45-__	TB-0525-36-6-EC-__	TB-0525-36-6-L-__	TB-0525-36-6-T-__	TB-0525-36-6-X-__

NOTE: All catalog numbers must be completed by adding a suffix from the Material and Finish Suffixes chart in place of the __ to specify the desired material/finish.
 * 10' length is standard for QuickTurn TB-0520 Series basket tray straight sections. Replace -10- in the catalog number with the following codes to order other available lengths:
 -1- = 1', -02- = 2', -05- = 5', -08- = 8'. Example: TB-0520-06-2-05-6 is a 6"W x 2"H x 5'L straight section made of steel with a blue powder coat finish.

Cut Time, Not CornersSM with QuickTurn Prefab Fittings *(continued)*

Material and Finish Suffixes

SUFFIX	COLOR	EXAMPLE
STEEL WITH POWDER COAT FINISH IN COLOR SPECIFIED		
-1	Yellow	TB-0525-06-2-30-1
-2	White	TB-0525-06-2-30-2
-3	Chrome	TB-0525-06-2-30-3
-4	Black	TB-0525-06-2-30-4
-5	Red	TB-0525-06-2-30-5
-6	Blue	TB-0525-06-2-30-6
-10	Orange	TB-0525-06-2-30-10
STEEL WITH HOT-DIP GALVANIZED FINISH		
-HDG	N/A	TB-0525-06-2-30-HDG
TYPE 304 STAINLESS STEEL		
-SS	N/A	TB-0525-06-2-30-SS
TYPE 316 STAINLESS STEEL		
-SS316	N/A	TB-0525-06-2-30-SS316



Reducers



TB-0529 Series Reducers

TRAY WIDTH REDUCTION	2" TRAY HEIGHT	4" TRAY HEIGHT	6" TRAY HEIGHT
6" to 4"	TB-0529-06X04-2-__	TB-0529-06X04-4-__	TB-0529-06X04-6-__
8" to 6"	TB-0529-08X06-2-__	TB-0529-08X06-4-__	TB-0529-08X06-6-__
12" to 8"	TB-0529-12X08-2-__	TB-0529-12X08-4-__	TB-0529-12X08-6-__
18" to 12"	TB-0529-18X12-2-__	TB-0529-18X12-4-__	TB-0529-18X12-6-__
24" to 18"	TB-0529-24X18-2-__	TB-0529-24X18-4-__	TB-0529-24X18-6-__

NOTE: All catalog numbers must be completed by adding a suffix from the Material and Finish Suffixes chart in place of the __ to specify the desired material/finish.


QuickTurn Mounting Supports and Hardware Accessories

Wide Range of Accessories for Use with TB-0520 Series Standard QuickTurn Basket Tray System.

QuickTurn Solid Bottom Plates and Top Covers

SIZE	SOLID BOTTOM PLATE	TOP COVER
6"W x 59"L	TB-052-06BP-__	TB-052-06TC-__
8"W x 59"L	TB-052-08BP-__	TB-052-08TC-__
12"W x 59"L	TB-052-12BP-__	TB-052-12TC-__
18"W x 59"L	TB-052-18BP-__	TB-052-18TC-__
24"W x 59"L	TB-052-24BP-__	TB-052-24TC-__
36"W x 59"L	TB-052-36BP-__	TB-052-36TC-__

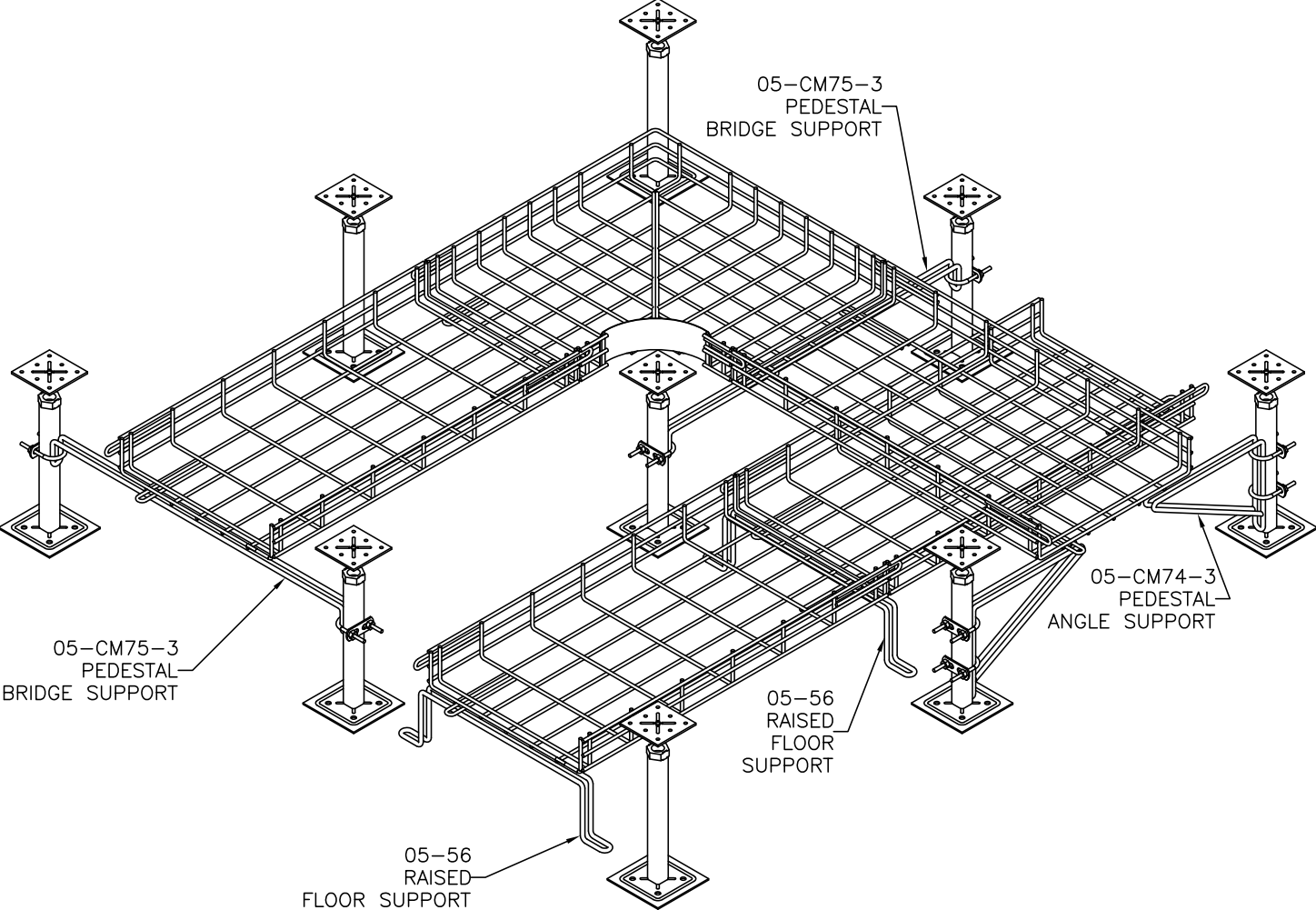
NOTE: All catalog numbers must be completed by adding a suffix from the Material and Finish Suffixes chart in place of the __ to specify the desired material/finish.



Top Covers



Solid Bottom Plate



QuickTurn Mounting Supports and Hardware Accessories *(continued)*




Under-Floor Mount Support



Trapeze Support



Cable Tray Support "C" Bracket



Center Support



Wall-Mount Support



Cable Tray Support "L" Bracket

QuickTurn Mounting Supports

FOR TRAY WIDTH	CENTER SUPPORT KIT FOR 1/4" ROD	CENTER SUPPORT KIT FOR 3/8" ROD	TRAPEZE SUPPORT KIT FOR 1/4" ROD	TRAPEZE SUPPORT KIT FOR 3/8" ROD	UNDER-FLOOR MOUNT SUPPORT BRACKET	WALL-MOUNT SUPPORT BRACKET**	CABLE TRAY SUPPORT L-STYLE BRACKET	CABLE TRAY SUPPORT C-STYLE BRACKET
2"W	TB-0550-02	—	—	—	TB-0556-02	TB-0557-02	—	—
4"W	TB-0550-04	—	—	—	TB-0556-04	TB-0557-04	—	—
6"W	TB-0550-06	TB-0551-06	TB-0552-06	TB-0553-06	TB-0556-06	TB-0557-06	TB-05-CM18-06	TB-05-CM24-06
8"W	TB-0550-08	TB-0551-08	TB-0552-08	TB-0553-08	TB-0556-08	TB-0557-08	TB-05-CM18-08	TB-05-CM24-08
12"W	TB-0550-12	TB-0551-12	TB-0552-12	TB-0553-12	TB-0556-12	TB-0557-12	TB-05-CM18-12	TB-05-CM24-12
18"W	TB-0550-18*	TB-0551-18*	TB-0552-18*	TB-0553-18*	TB-0556-18	TB-0557-18*	TB-05-CM18-18	TB-05-CM24-18
24"W	TB-0550-24*	TB-0551-24*	TB-0552-24*	TB-0553-24*	TB-0556-24	TB-0557-24*	TB-05-CM18-24	TB-05-CM24-24
36"W	TB-0550-36*	TB-0551-36*	TB-0552-36*	TB-0553-36*	TB-0556-36	TB-0557-36*	TB-05-CM18-36	TB-05-CM24-36

* Kits for 18" and wider tray are built from heavy-duty framing strut to accommodate heavier loads.

** Wall-mount support bracket standard height is 4"; contact your T&B representative for ordering information on other available heights.



Pedestal Bridge Support



Hold Down Bracket



Hold Down Bracket



U Clamp




Heavy Duty Equipment_Support



Angled Pedestal Support

QuickTurn Mounting Supports and Hardware Accessories *(continued)*



Other QuickTurn Accessories

CAT. NO.	DESCRIPTION
TB-05-CM75-3	Raised-Floor Pedestal Bridge Support Kit (includes one bridge support and two U-clamps)
TB-0525-00983-_*	Divider for 2"H Tray, 2"H x 5'L (includes two splice washer assembly kits)
TB-0525-00984-_*	Divider for 4"H Tray, 2"H x 5'L (includes two splice washer assembly kits)
TB-0550-00982-_*	Hold-Down Bracket (included with all wall, floor and ceiling support kits — order extras only)
TB-0559-04-_*	Waterfall, 3/8" Wire Diameter, 4"W**
TB-05-CM58	Offset Extension Loop (allows lateral adjustment of up to 12" during installation of QuickTurn sections)
TB-0526-00726	Splice Washer Kit (includes one 1/4"-20 bolt washer, one splice washer and one flanged hex nut, all zinc-plated steel)
H119-1/4-EGC	Steel Rod Coupling, 1/4"-20
H119-3/8-EGC	Steel Rod Coupling, 3/8"-16
E147 1/4	Flat Steel Washer, 1/4"
E147 3/8	Flat Steel Washer, 3/8"
TB-CM68	Carriage Bolt, 3/8"-18 x 3/4"
TB-CM72	Carriage Bolt, 3/8"-18 x 1 1/4"
TB-CM65	Finned Nut, 1/4"-20
TB-CM67	Finned Nut, 3/8"-18
TB-CM66	Finned Nut, 3/8"-16
TB-CM69	6" Protective Steel Tubing for 1/4" and 3/8" Threaded Rod
9H	Blackburn Split-Bolt Grounding Connector
FBC-1	Kindorf Fast Set Beam Clamp for 1/4"-20 Rod (250 lb. load rating)
FBC-2	Kindorf Fast Set Beam Clamp for 3/8"-16 Rod (600 lb. load rating)
FCL-3-5	Kindorf Fast Cable Link Ceiling Suspension System with Loop End, 5'L (3/16" wire diameter, 200 lb. load rating)
FCL-3-10	Kindorf Fast Cable Link Ceiling Suspension System with Loop End, 10'L (3/16" wire diameter, 200 lb. load rating)
FCL-3-5-LH	Kindorf Fast Cable Link Ceiling Suspension System with Hook End, 5'L (3/16" wire diameter, 200 lb. load rating)
FCL-3-10-LH	Kindorf Fast Cable Link Ceiling Suspension System with Hook End, 10'L (3/16" wire diameter, 200 lb. load rating)
TB-CM99	Installation Ratchet
TB-0520-600728	Basket Tray Cutting Tool

* Catalog number must be completed by adding a suffix from the Material and Finish Suffixes chart in place of the -_* to specify the desired material/finish.

** Other widths available; contact your T&B representative for ordering information.

Material and Finish Suffixes

SUFFIX	COLOR	EXAMPLE
STEEL WITH POWDER COAT FINISH IN COLOR SPECIFIED		
-1	Yellow	TB-0525-06-2-30-1
-2	White	TB-0525-06-2-30-2
-3	Chrome	TB-0525-06-2-30-3
-4	Black	TB-0525-06-2-30-4
-5	Red	TB-0525-06-2-30-5
-6	Blue	TB-0525-06-2-30-6
-10	Orange	TB-0525-06-2-30-10
STEEL WITH HOT-DIP GALVANIZED FINISH		
-HDG	N/A	TB-0525-06-2-30-HDG
TYPE 304 STAINLESS STEEL		
-SS	N/A	TB-0525-06-2-30-SS
TYPE 316 STAINLESS STEEL		
-SS316	N/A	TB-0525-06-2-30-SS316

QuickTurn TB-0520 Series Standard Basket Tray System Load and Fill Capacities



TRAY SIZE (H X W X L, IN.)	FILL AREA (SQ. IN.)	MAX. NO. OF 0.30" O.D. CABLES AT 50% FILL RATIO	APPROX. MAX. CABLE WEIGHT (LBS./FT.)	TESTED LOAD CAPACITY AT 5'L (LBS./FT.)	TESTED LOAD CAPACITY AT 10'L (LBS./FT.)
2 x 6 x 10	13.2	130	4.290	46	14
2 x 8 x 10	17.6	174	5.742	29	16
2 x 12 x 10	26.4	260	8.580	34	19
2 x 18 x 10	39.6	394	13.002	43	22
2 x 24 x 10	52.8	527	17.391	52	23
2 x 36 x 10	79.2	788	*	*	*
4 x 6 x 10	25.2	253	8.349	68	22
4 x 8 x 10	33.6	331	10.923	95	35
4 x 12 x 10	50.4	496	16.368	120	50
4 x 18 x 10	75.6	751	24.783	124	52
4 x 24 x 10	100.8	998	32.934	128	55
4 x 36 x 10	151.2	1502	*	*	*
6 x 6 x 10	37.2	370	12.210	110	48
6 x 8 x 10	49.6	493	16.269	108	47
6 x 12 x 10	74.4	739	24.387	124	52
6 x 18 x 10	111.6	1106	36.498	128	55
6 x 24 x 10	148.8	1444	47.652	154	59
6 x 36 x 10	223.2	2212	*	*	*

* Contact Technical Services for 36" tray weights and capacities.

* NEC Article 392.9 (B)

QuickTurn TB-0520 Series Standard Basket Tray System Weights

TRAY SIZE (H X W X L, IN.)	1' LENGTH (LBS.)	2' LENGTH (LBS.)	5' LENGTH (LBS.)	8' LENGTH (LBS.)	10' LENGTH (LBS.)
2 x 6	1.46	2.46	5.45	8.43	10.44
2 x 8	1.65	2.75	6.20	9.60	11.90
2 x 12	2.03	3.45	7.21	11.95	14.81
2 x 18	2.20	4.55	10.08	15.59	19.30
2 x 24	3.26	5.53	12.33	17.10	23.66
2 x 36	*	*	*	*	*
4 x 6	1.63	2.74	6.01	9.27	11.41
4 x 8	1.84	3.07	6.47	10.45	12.93
4 x 12	2.21	3.73	8.22	12.80	15.84
4 x 18	2.89	4.83	10.65	16.43	20.33
4 x 24	3.45	5.81	12.89	19.95	24.96
4 x 36	*	*	*	*	*
6 x 6	2.40	4.15	9.40	14.63	18.16
6 x 8	2.59	4.48	10.16	15.81	19.61
6 x 12	2.78	4.76	10.72	16.65	20.65
6 x 18	3.45	5.86	13.09	20.28	25.13
6 x 24	4.02	6.85	15.35	23.80	29.50
6 x 36	*	*	*	*	*

* Contact Technical Services for 36" tray weights and capacities.



QuickTurn Basket Tray System Installation

The QuickTurn basket tray system should be installed starting at the originating head end (electrical or telecommunications closet). Once the pathway has been established, field measurements should be taken before installing the tray. If the straight sections are installed first, it will cause unnecessary field adjustments.


Each section has loops at each end. When the sections are connected, the loop on the bottom aligns under the galvanized masked area of the adjoining section. The loop on the side slides into the outside loop guide.

Each QuickTurn section ships with all required connection hardware. Once trays are aligned, install the $\frac{5}{16}$ " carriage bolt (included) through the loops with the threaded end to the outside of the tray. Install and tighten the flanged nuts with a $\frac{1}{2}$ " socket. This reduces the chances of damage when pulling the cables.

QuickTurn wire-grid basket tray systems require only one tool and very few accessory items for installation. Prefabricated fittings/intersections eliminate the need for cutting and fabrication in the field to reduce labor time by 50% or more. With center-hung, trapeze, wall- and floor-mount accessories, QuickTurn is prepared to handle your toughest installations.



Take installation in a whole new direction.



Visit the T&B world of electrical product solutions

Visit our website for more information about Thomas & Betts solutions and our newest products. For a user-friendly catalog and competitive part-number search, application and technical support, and other useful information, go to tnb.com.

Industry codes and specifications

All Thomas & Betts products meet or exceed applicable industry specifications or codes, which are detailed in the appropriate T&B product literature.



Online CAD library

Thomas & Betts offers free download of two- and three-dimensional CAD models of many of its products in more than 90 native CAD formats at tnb.com/cadlibrary.



American Recovery and Reinvestment Act (ARRA)

Get certification for compliant products online at tnb.com/ARRA.

United States

Thomas & Betts Corporation
Electrical Division Headquarters
8155 T&B Boulevard
Memphis, TN 38125
Phone: 901.252.8000
Fax: 800.816.7810
Technical Services:
888.862.3289
Email: techsupport@tnb.com

Canada

Thomas & Betts Ltd
700 Thomas Avenue
Saint-Jean-sur-Richelieu, Quebec
J2X 2M9
Phone: 450.347.5318
Fax: 450.347.1976

Latin America

Mexico: 01-800-TNB-HELP
Central America & Caribbean:
+52.81.8329.7707
South America:
+52.81.8329.7743
Email: servicioalcliente@tnb.com

Europe/Africa

T&B European Centre
200 Chaussée de Waterloo
B-1640 Rhode-St-Genèse
Belgium
Phone: +32.235.98200
Email: europe_inquiry@tnb.com

Middle East

Thomas & Betts Ltd
PO Box 54567
Dubai Airport Free Zone Bldg.
6WA Suite 724
Dubai
United Arab Emirates
Phone: +9714 6091635
Fax: +9714 6091636

Asia Pacific

Thomas & Betts Asia Pte Ltd
10 Ang Mo Kio Street 65
#06-07 Techpoint
Singapore 569059
Phone: +65.6720.8828
Fax: +65.6720.8780
Email: asia_inquiry@tnb.com

Thomas & Betts Corporation

8155 T&B Boulevard
Memphis, TN 38125
Phone: 901.252.5000

www.tnb.com

Thomas & Betts

A Member of the ABB Group