

Quick Select Table: LTTE Wide Temperature, CE



System Ingress Ratings: ¹⁾

UL Indoor: Type 4, 12, 13
 UL Outdoor: Type 3, 3R, 4
 CSA Certified: Type 3, 3R, 4, 12, 13
 NEMA: Type 3, 3R, 4, 12, 13
 IEC Ingress: IP66, IP67

System Temperature Ratings:

Gen: Dry: -55 to +105°C (-67 to +221°F)
 Dry: -55 to +120°C (-67 to +248°F)
 IEC/CE: Gen: -45 to +105°C (-49 to +221°F)







LTTE Liquid-tight Flexible Metallic Conduit References:

Technical Data Sheet: TDS000005
 Chemical Resistance Guide: GM7656
 IEC 61386-1, -23 EU DoC: EC-012-16-156
 Manufactured to UL 360 ID/OD Dimensions

Series 52/53 Liquid-tight Fitting References:

Customer Drawing: WSD-001535
 Chemical Resistance Guide: Contact T&B Tech Support
 UL 514B UL File: E23018
 CSA C22.2, No. 56 CSA File: LR-4484, LR-2884
 IEC 61386-1, -23 EU DoC: EC-012-15-025

Typical Applications: Non-UL Flexible Metallic Conduit used with high temperature machine tool wiring and ideal for use in outdoor cold environments.

Liquid-tight Flexible Metallic Conduit											Fittings										Accessories								
Core Material: Galvanized Steel Jacket Material: PVC, Smooth, Machine Tool Gray Copper Bonding Wire: None 											Steel, Malleable Iron Zinc Chromate		Series 5200/5300 Liquidtight						Series 5200/5300-PT Liquidtight - Quick Connect										
Trade Size Reference			Carton ²⁾			Technical					Type		Insulated 			Non-Insulated 			All	Insulated 			Non-Insulated 			Sealing Gasket	Wire Mesh Grips	Conduit Support	Ty-Rap ⁴⁾
UL	CSA	ISO/BSEN	Part No.	Feet	Meters	UL Bond Wire	ID Range (Nominal)		Min. Static Bend Radius		Std.	Thread	Part No.	Part No.	Part No.	Part No.	Part No.	Suffix ³⁾	Part No.	Part No.	Part No.	Part No.	Part No.	Part No.	Part No.	Part No.	Part No.	Part No.	
Inch	Metric	Metric		Inch	mm		Inch	mm	Part No.	Part No.																			Part No.
3/8"	12mm	16mm	LTTE01G-C	100	30	No	0.484 to 0.505 (0.493)	12.3 to 12.8 (12.5)	1.5"	38mm	NPT 1/2"	5331	5341	5351	5231	5241	5251	...GR	5331-PT	5341-PT	5351-PT	5231-PT	5241-PT	5251-PT	5261	WMG-LT1	P CLIP/16	TYHT23M	
1/2"	16mm	20mm	LTTE02G-C	100	30	No	0.622 to 0.642 (0.632)	15.8 to 16.3 (16.0)	2.0"	51mm	NPT 1/2"	5332	5342	5352	5232	5242	5252	...GR	5332-PT	5342-PT	5352-PT	5232-PT	5242-PT	5252-PT	5262	WMG-LT2	P CLIP/20	TYHT23M	
3/4"	21mm	25mm	LTTE03G-C	100	30	No	0.820 to 0.840 (0.830)	20.8 to 21.3	2.5"	64mm	NPT 3/4"	5333	5343	5353	5233	5243	5253	...GR	5333-PT	5343-PT	5353-PT	5233-PT	5243-PT	5253-PT	5263	WMG-LT3	P CLIP/25	TYHT25M	
1"	27mm	32mm	LTTE04G-C	100	30	No	1.041 to 1.066 (1.053)	25.4 to 27.1	3.0"	76mm	NPT 1"	5334	5344	5354	5234	5244	5254	...GR	5334-PT	5344-PT	5354-PT	5234-PT	5244-PT	5254-PT	5264	WMG-LT4	P CLIP/32	TYHT25M	
1-1/4"	35mm	40mm	LTTE05G-B	50	15	No	1.380 to 1.410 (1.395)	35.1 to 35.8	3.5"	89mm	NPT 1-1/4"	5335	5345	5355	5235	5245	5255	...GR	5335-PT	5345-PT	5355-PT	5235-PT	5245-PT	5255-PT	5265	WMG-LT5	P CLIP/40	TYHT25M	
1-1/2"	41mm	50mm	LTTE06G-B	50	15	No	1.575 to 1.600 (1.587)	40.0 to 40.6	4.5"	114mm	NPT 1-1/2"	5336	5346	5356	5236	5246	5256	...GR	5336-PT	5346-PT	5356-PT	5236-PT	5246-PT	5256-PT	5266	WMG-LT6	P CLIP/50	TYHT25M	
2"	53mm	63mm	LTTE07G-B	50	15	No	2.020 to 2.045 (2.032)	51.3 to 51.9	5.5"	140mm	NPT 2"	5337	5347	5357	5237	5247	5257	...GR	5337-PT	5347-PT	5357-PT	5237-PT	5247-PT	5257-PT	5267	WMG-LT7	P CLIP/63	TYHT27M	
2-1/2"	63mm	70mm	LTTE08G-A	25	8	No	2.480 to 2.505 (2.492)	63.0 to 63.6	8.0"	203mm	NPT 2-1/2"	5338	5348	5358	5238	5248	5258	...GR	5338-PT	5348-PT	5358-PT	5238-PT	5248-PT	5258-PT	5268	WMG-LT8	P CLIP/75	TYHT27M	
3"	78mm	80mm	LTTE09G-A	25	8	No	3.070 to 3.100 (3.085)	78.0 to 78.7	10.0"	254mm	NPT 3"	5339	5349	5359	5239	5249	5259	...GR	5339-PT	5349-PT	5359-PT	5239-PT	5249-PT	5259-PT	5269	WMG-LT9	---	TYHT28M	
4"	103mm	100mm	LTTE11G-A	25	8	No	4.000 to 4.040 (4.020)	101.6 to 105.6	12.0"	305mm	NPT 4"	5340	5350	5360	5240	5250	5260	...GR	5340-PT	5350-PT	5360-PT	5240-PT	5250-PT	5260-PT	5270	WMG-LT10	---	TYHT28M	
5"	129mm	---	LTTE12G-A	25	8	No	4.975 to 5.035 (5.005)	126.4 to 127.9	17.5"	445mm	PG	---	---	---	5285	---	---	...GR	---	---	---	---	---	---	---	---	---	---	---
6"	155mm	---	LTTE13G-A	25	8	No	6.015 to 6.075 (6.045)	152.8 to 154.3	22.5"	572mm	NPT 6"	5386	---	---	---	---	---	...GR	---	---	---	---	---	---	---	---	---	---	

Attn: T&B Liquidtight Systems™ Quick Select Tables are intended to assist users with recommended component selection for Cable Protection System solutions. Final component selection is the responsibility of the user based on actual application, standards and local electrical code requirements. This information is regularly maintained and is subject to change at the discretion of T&B/ABB. Go to www.abb.com/low-voltage/products/conduit-fittings/liquidtight-systems for latest document revision.

- Notes:
- 1) Sealing Gasket required to achieve ingress ratings
 - 2) Packaging lengths available in cartons, standard reels and bulk reels, see Publication No. TDS000005 for details
 - 3) Grounding Fittings available for NPT threaded versions, add suffix GR to the part number for ordering. Example: 5333GR
 - 4) Ty-Rap® recommendation is based on 150% of conduit circumference, final selection should be determined by actual application requirements for type, length & tensile rating.

